

599 Series 2-Way Ball Valves

Description

The 599 Series 2-Way Ball Valves are coupled with Siemens damper actuators to provide equal percentage flow control. The Ball Valves are 1/4-turn rotary control valves.

Product Numbers

Use the product numbers in Table 1 through Table 11 to order a valve and actuator assembly. The product number consists of a 4-character actuator prefix code, a hyphen, and a 5-digit valve body suffix code. Stainless steel product numbers have an "S" suffix in Table 6 through Table 11.

Features

- 200 psi close-off with ANSI Class IV leakage for all line sizes and actuators.
- Available with chrome-plated brass ball and brass stem or 316 stainless steel ball and stem.
- Blow-out proof stem withstands high pressure.
- Universal mounting plate.
- Actuator and plate can be rotated (90-degree increments).
- Standoffs provide a thermal barrier between the actuator and the mounting plate.
- Operating handle for manual operation.
- All ball valve actuators include integral conduit adapters.


Table 1. Fail-In-Place Assemblies: Chrome-Plated Ball with Brass Stem (1/2-inch and 3/4-inch)

Valve Body Product Number ¹⁾	Valve Size Inches (mm)	Flow Rate Cv (Kvs)	Close-Off ΔP in psi (kPa)	Fail-in-Place	
				Floating	0 to 10 Vdc
				GDE 131.1P	GDE 161.1P
				Actuator Prefix Code	
				171A	171C
599-10300	1/2 (15)	0.4 (0.34)	200 (1379)	171A-10300	171C-10300
599-10301		0.63 (0.54)		171A-10301	171C-10301
599-10302		1.0 (0.9)		171A-10302	171C-10302
599-10303		1.6 (1.4)		171A-10303	171C-10303
599-10304		2.5 (2.2)		171A-10304	171C-10304
599-10305		4.0 (3.4)		171A-10305	171C-10305
599-10306		6.3 (5.4)		171A-10306	171C-10306
599-10307 ¹⁾		10 (8.6)		171A-10307 ¹⁾	171C-10307 ¹⁾
599-10308	3/4 (20)	6.3 (5.4)		171A-10308	171C-10308
599-10309		10 (8.6)		171A-10309	171C-10309
599-10310		16 (14)		171A-10310	171C-10310
599-10311 ¹⁾		25 (22)		171A-10311 ¹⁾	171C-10311 ¹⁾




¹⁾ Denotes a full-port valve without flow characterizers insert.

Table 2. Fail-In-Place Assemblies: Chrome-Plated Ball with Brass Stem (1-inch to 2-inch)

Valve Body Product Number ¹⁾	Valve Size Inches (mm)	Flow Rate Cv (Kvs)	Close-Off ΔP in psi (kPa)	Fail-in-Place			
							
				Floating		0 to 10 Vdc	
				GDE 131.1P	GLB 131.1P	GDE 161.1P	GLB 161.1P
				Actuator Prefix Code			
171A		171B		171C		171D	
599-10312	1 (25)	10 (9.0)	200 (1379)	171A-10312		171C-10312	
599-10313		16 (14)		171A-10313		171C-10313	
599-10314		25 (22)		171A-10314		171C-10314	
599-10315		40 (34)		171A-10315		171C-10315	
599-10316 ¹⁾		63 (54)		171A-10316 ¹⁾		171C-10316 ¹⁾	
599-10317	1 1/4 (32)	16 (14)		171A-10317		171C-10317	
599-10318		25 (22)		171A-10318		171C-10318	
599-10319		40 (34)		171A-10319		171C-10319	
599-10320		63 (54)		171A-10320		171C-10320	
599-10321 ¹⁾		100 (90)		171A-10321 ¹⁾		171C-10321 ¹⁾	
599-10322	1 1/2 (40)	25 (22)		171B-10322		171D-10322	
599-10323		40 (34)		171B-10323		171D-10323	
599-10324 ¹⁾		63 (54)		171B-10324 ¹⁾		171D-10324 ¹⁾	
599-10325		100 (90)		171B-10325		171D-10325	
599-10326 ¹⁾		160 (140)		171B-10326 ¹⁾		171D-10326 ¹⁾	
599-10327	2 (50)	40 (34)		171B-10327		171D-10327	
599-10328		63 (54)		171B-10328		171D-10328	
599-10329 ¹⁾		100 (90)		171B-10329 ¹⁾		171D-10329 ¹⁾	
599-10330		160 (140)		171B-10330		171D-10330	


¹⁾ Denotes a full-port valve without flow characterizers insert.

Table 3. Fail-Safe Assemblies: Chrome-Plated Ball with Brass Stem (1/2-inch and 3/4-inch).

Valve Body Product Number ¹⁾	Valve Size Inches (mm)	Flow Rate Cv (Kvs)	Close-off ΔP in psi (kPa)	Fail-Safe											
															
				2-Position		Floating		2 to 10 Vdc							
				GQD121.1P		GQD131.1P		GQD151.1P							
				N.O.	N.C.	N.O.	N.C.	N.O.	N.C.						
Actuator Prefix Code															
171H		172H		171J		172J		171K		172K					
599-10300	1/2 (15)	0.4 (0.34)	200 (1379)	171H-10300		172H-10300		171J-10300		172J-10300		171K-10300		172K-10300	
599-10301		0.63 (0.54)		171H-10301		172H-10301		171J-10301		172J-10301		171K-10301		172K-10301	
599-10302		1.0 (0.9)		171H-10302		172H-10302		171J-10302		172J-10302		171K-10302		172K-10302	
599-10303		1.6 (1.4)		171H-10303		172H-10303		171J-10303		172J-10303		171K-10303		172K-10303	
599-10304		2.5 (2.2)		171H-10304		172H-10304		171J-10304		172J-10304		171K-10304		172K-10304	
599-10305		4.0 (3.4)		171H-10305		172H-10305		171J-10305		172J-10305		171K-10305		172K-10305	
599-10306		6.3 (5.4)		171H-10306		172H-10306		171J-10306		172J-10306		171K-10306		172K-10306	
599-10307 ¹⁾		10 (8.6)		171H-10307 ¹⁾		172H-10307 ¹⁾		171J-10307 ¹⁾		172J-10307 ¹⁾		171K-10307 ¹⁾		172K-10307 ¹⁾	
599-10308		3/4 (20)		6.3 (5.4)	171H-10308		172H-10308		171J-10308		172J-10308		171K-10308		172K-10308
599-10309	10 (8.6)			171H-10309		172H-10309		171J-10309		172J-10309		171K-10309		172K-10309	
599-10310	16 (14)			171H-10310		172H-10310		171J-10310		172J-10310		171K-10310		172K-10310	
599-10311 ¹⁾	25 (22)			171H-10311 ¹⁾		172H-10311 ¹⁾		171J-10311 ¹⁾		172J-10311 ¹⁾		171K-10311 ¹⁾		172K-10311 ¹⁾	


¹⁾ Denotes a full-port valve without flow characterizer insert.

Table 4. Fail-Safe Assemblies: Chrome-Plated Ball and Brass Stem (1-inch to 2-inch).

Valve Body Product Number ¹⁾	Valve Size Inches (mm)	Flow Rate Cv (Kvs)	Close-off ΔP in psi (kPa)	Fail-Safe					
									
				2-Position		Floating		0 to 10 Vdc	
				GMA121.1P		GMA131.1P		GMA161.1P	
				N.O.	N.C.	N.O.	N.C.	N.O.	N.C.
				Actuator Prefix Code					
171E		172E		171G		172G			
599-10312	1 (25)	10 (9.0)	200 (1379)	171E-10312	172E-10312	171F-10312	172F-10312	171G-10312	172G-10312
599-10313		16 (14)		171E-10313	172E-10313	171F-10313	172F-10313	171G-10313	172G-10313
599-10314		25 (22)		171E-10314	172E-10314	171F-10314	172F-10314	171G-10314	172G-10314
599-10315		40 (34)		171E-10315	172E-10315	171F-10315	172F-10315	171G-10315	172G-10315
599-10316 ¹⁾		63 (54)		171E-10316 ¹⁾	172E-10316 ¹⁾	171F-10316 ¹⁾	172F-10316 ¹⁾	171G-10316 ¹⁾	172G-10316 ¹⁾
599-10317	1 1/4 (32)	16 (14)		171E-10317	172E-10317	171F-10317	172F-10317	171G-10317	172G-10317
599-10318		25 (22)		171E-10318	172E-10318	171F-10318	172F-10318	171G-10318	172G-10318
599-10319		40 (34)		171E-10319	172E-10319	171F-10319	172F-10319	171G-10319	172G-10319
599-10320		63 (54)		171E-10320	172E-10320	171F-10320	172F-10320	171G-10320	172G-10320
599-10321 ¹⁾		100 (90)		171E-10321 ¹⁾	172E-10321 ¹⁾	171F-10321 ¹⁾	172F-10321 ¹⁾	171G-10321 ¹⁾	172G-10321 ¹⁾
599-10322	1 1/2 (40)	25 (22)		171E-10322	172E-10322	171F-10322	172F-10322	171G-10322	172G-10322
599-10323		40 (34)		171E-10323	172E-10323	171F-10323	172F-10323	171G-10323	172G-10323
599-10324 ¹⁾		63 (54)		171E-10324 ¹⁾	172E-10324 ¹⁾	171F-10324 ¹⁾	172F-10324 ¹⁾	171G-10324 ¹⁾	172G-10324 ¹⁾
599-10325		100 (90)		171E-10325	172E-10325	171F-10325	172F-10325	171G-10325	172G-10325
599-10326 ¹⁾		160 (140)		171E-10326 ¹⁾	172E-10326 ¹⁾	171F-10326 ¹⁾	172F-10326 ¹⁾	171G-10326 ¹⁾	172G-10326 ¹⁾
599-10327	2 (50)	40 (34)		171E-10327	172E-10327	171F-10327	172F-10327	171G-10327	172G-10327
599-10328		63 (54)		171E-10328	172E-10328	171F-10328	172F-10328	171G-10328	172G-10328
599-10329 ¹⁾		100 (90)		171E-10329 ¹⁾	172E-10329 ¹⁾	171F-10329 ¹⁾	172F-10329 ¹⁾	171G-10329 ¹⁾	172G-10329 ¹⁾
599-10330		160 (140)		171E-10330	172E-10330	171F-10330	172F-10330	171G-10330	172G-10330


¹⁾ Denotes a full-port valve without flow characterizer insert.

Table 5. Fail-Safe Assemblies: Full-Port, Chrome-Plated Ball and Brass Stem, 120V.

Valve Body Product Number ¹⁾	Valve Size Inches (mm)	Flow Rate Cv (Kvs)	Close-off ΔP in psi (kPa)	Fail-Safe, 120V			
							
				2-Position			
				GQD221.1U		GMA221.1U	
				N.O.	N.C.	N.O.	N.C.
				Actuator Prefix Code			
171L		172L		171M		172M	
599-10307 ¹⁾	1/2 (15)	10 (9)	200 (1379)	171L-10307 ¹⁾	172L-10307 ¹⁾	—	—
599-10311 ¹⁾	3/4 (20)	25 (22)		171L-10311 ¹⁾	172L-10311 ¹⁾	—	—
599-10316 ¹⁾	1 (25)	63 (54)		—	—	171M-10316 ¹⁾	172M-10316 ¹⁾
599-10321 ¹⁾	1-1/4 (32)	100 (90)		—	—	171M-10321 ¹⁾	172M-10321 ¹⁾
599-10326 ¹⁾	1-1/2 (40)	160 (140)		—	—	171M-10326 ¹⁾	172M-10326 ¹⁾
599-10330	2 (50)			—	—	171M-10330	172M-10330


¹⁾ Denotes a full-port valve without flow characterizers insert.

Table 6. Fail-In-Place Assemblies: Stainless Steel Ball and Stem (1/2-inch and 3/4-inch).

Valve Body Product Number ¹⁾	Valve Size Inches (mm)	Flow Rate Cv (Kvs)	Close-Off ΔP in psi (kPa)	Fail-in-Place	
					
				Floating	0 to 10 Vdc
				GDE 131.1P	GDE 161.1P
				Actuator Prefix Code	
171A	171C				
599-10300S	1/2 (15)	0.4 (0.34)	200 (1379)	171A-10300S	171C-10300S
599-10301S		0.63 (0.54)		171A-10301S	171C-10301S
599-10302S		1.0 (0.9)		171A-10302S	171C-10302S
599-10303S		1.6 (1.4)		171A-10303S	171C-10303S
599-10304S		2.5 (2.2)		171A-10304S	171C-10304S
599-10305S		4.0 (3.4)		171A-10305S	171C-10305S
599-10306S		6.3 (5.4)		171A-10306S	171C-10306S
599-10307S ¹⁾		10 (8.6)		171A-10307S ¹⁾	171C-10307S ¹⁾
599-10308S	3/4 (20)	6.3 (5.4)		171A-10308S	171C-10308S
599-10309S		10 (8.6)		171A-10309S	171C-10309S
599-10310S		16 (14)		171A-10310S	171C-10310S
599-10311S ¹⁾		25 (22)		171A-10311S ¹⁾	171C-10311S ¹⁾


1) Denotes a full-port valve without flow characterizer insert.

Table 7. Fail-In-Place Assemblies: Stainless Steel Ball and Stem (1-inch to 2-inch).

Valve Body Product Number ¹⁾	Valve Size Inches (mm)	Flow Rate Cv (Kvs)	Close-Off ΔP in psi (kPa)	Fail-in-Place			
							
				Floating		0 to 10 Vdc	
				GDE 131.1P	GLB 131.1P	GDE 161.1P	GLB 161.1P
				Actuator Prefix Code			
171A	171B	171C	171D				
599-10312S	1 (25)	10 (9.0)	200 (1379)	171A-10312S	171C-10312S		
599-10313S		16 (14)		171A-10313S	171C-10313S		
599-10314S		25 (22)		171A-10314S	171C-10314S		
599-10315S		40 (34)		171A-10315S	171C-10315S		
599-10316S ¹⁾		63 (54)		171A-10316S ¹⁾	171C-10316S ¹⁾		
599-10317S	1-1/4 (32)	16 (14)		171A-10317S	171C-10317S		
599-10318S		25 (22)		171A-10318S	171C-10318S		
599-10319S		40 (34)		171A-10319S	171C-10319S		
599-10320S		63 (54)		171A-10320S	171C-10320S		
599-10321S ¹⁾	100 (90)	171A-10321S ¹⁾		171C-10321S ¹⁾			
599-10322S	1-1/2 (40)	25 (22)		171B-10322S	171D-10322S		
599-10323S		40 (34)		171B-10323S	171D-10323S		
599-10324S ¹⁾		63 (54)		171B-10324S ¹⁾	171D-10324S ¹⁾		
599-10325S		100 (90)		171B-10325S	171D-10325S		
599-10326S ¹⁾		160 (140)		171B-10326S ¹⁾	171D-10326S ¹⁾		
599-10327S	2 (50)	40 (34)		171B-10327S	171D-10327S		
599-10328S		63 (54)	171B-10328S	171D-10328S			
599-10329S ¹⁾		100 (90)	171B-10329S ¹⁾	171D-10329S ¹⁾			
599-10330S		160 (140)	171B-10330S	171D-10330S			


1) Denotes a full-port valve without flow characterizer insert.

Table 8. Fail-Safe Assemblies: Stainless Steel Ball and Stem (1/2-inch and 3/4-inch).

Valve Body Product Number ¹⁾	Valve Size Inches (mm)	Flow Rate Cv (Kvs)	Close-off ΔP in psi (kPa)	Fail-Safe							
											
				2-Position		Floating		2 to 10 Vdc			
				GQD121.1P		GQD131.1P		GQD151.1P			
				N.O.	N.C.	N.O.	N.C.	N.O.	N.C.		
				Actuator Prefix Code							
171H		172H		171J		172J		171K		172K	
599-10300S	1/2 (15)	0.4 (0.34)	200 (1379)	171H-10300S	172H-10300S	171J-10300S	172J-10300S	171K-10300S	172K-10300S		
599-10301S		0.63 (0.54)		171H-10301S	172H-10301S	171J-10301S	172J-10301S	171K-10301S	172K-10301S		
599-10302S		1.0 (0.9)		171H-10302S	172H-10302S	171J-10302S	172J-10302S	171K-10302S	172K-10302S		
599-10303S		1.6 (1.4)		171H-10303S	172H-10303S	171J-10303S	172J-10303S	171K-10303S	172K-10303S		
599-10304S		2.5 (2.2)		171H-10304S	172H-10304S	171J-10304S	172J-10304S	171K-10304S	172K-10304S		
599-10305S		4.0 (3.4)		171H-10305S	172H-10305S	171J-10305S	172J-10305S	171K-10305S	172K-10305S		
599-10306S		6.3 (5.4)		171H-10306S	172H-10306S	171J-10306S	172J-10306S	171K-10306S	172K-10306S		
599-10307S ¹⁾		10 (8.6)		171H-10307S ¹⁾	172H-10307S ¹⁾	171J-10307S ¹⁾	172J-10307S ¹⁾	171K-10307S ¹⁾	172K-10307S ¹⁾		
599-10308S	3/4 (20)	6.3 (5.4)		171H-10308S	172H-10308S	171J-10308S	172J-10308S	171K-10308S	172K-10308S		
599-10309S		10 (8.6)		171H-10309S	172H-10309S	171J-10309S	172J-10309S	171K-10309S	172K-10309S		
599-10310S		16 (14)		171H-10310S	172H-10310S	171J-10310S	172J-10310S	171K-10310S	172K-10310S		
599-10311S ¹⁾		25 (22)		171H-10311S ¹⁾	172H-10311S ¹⁾	171J-10311S ¹⁾	172J-10311S ¹⁾	171K-10311S ¹⁾	172K-10311S ¹⁾		



¹⁾ Denotes a full-port valve without flow characterizer insert.

Table 9. Fail-Safe Assemblies: Stainless Steel Ball and Stem (1-inch to 2-inch).

Valve Body Product Number ¹⁾	Valve Size Inches (mm)	Flow Rate Cv (Kvs)	Close-off ΔP in psi (kPa)	Fail-Safe							
											
				2-Position		Floating		0 to 10 Vdc			
				GMA121.1P		GMA131.1P		GMA161.1P			
				N.O.	N.C.	N.O.	N.C.	N.O.	N.C.		
				Actuator Prefix Code							
171E		172E		171F		172F		171G		172G	
599-10312S	1 (25)	10 (9.0)	200 (1379)	171E-10312S	172E-10312S	171F-10312S	172F-10312S	171G-10312S	172G-10312S		
599-10313S		16 (14)		171E-10313S	172E-10313S	171F-10313S	172F-10313S	171G-10313S	172G-10313S		
599-10314S		25 (22)		171E-10314S	172E-10314S	171F-10314S	172F-10314S	171G-10314S	172G-10314S		
599-10315S		40 (34)		171E-10315S	172E-10315S	171F-10315S	172F-10315S	171G-10315S	172G-10315S		
599-10316S ¹⁾		63 (54)		171E-10316S ¹⁾	172E-10316S ¹⁾	171F-10316S ¹⁾	172F-10316S ¹⁾	171G-10316S ¹⁾	172G-10316S ¹⁾		
599-10317S	1-1/4 (32)	16 (14)		171E-10317S	172E-10317S	171F-10317S	172F-10317S	171G-10317S	172G-10317S		
599-10318S		25 (22)		171E-10318S	172E-10318S	171F-10318S	172F-10318S	171G-10318S	172G-10318S		
599-10319S		40 (34)		171E-10319S	172E-10319S	171F-10319S	172F-10319S	171G-10319S	172G-10319S		
599-10320S		63 (54)		171E-10320S	172E-10320S	171F-10320S	172F-10320S	171G-10320S	172G-10320S		
599-10321S ¹⁾		100 (90)		171E-10321S ¹⁾	172E-10321S ¹⁾	171F-10321S ¹⁾	172F-10321S ¹⁾	171G-10321S ¹⁾	172G-10321S ¹⁾		
599-10322S	1-1/2 (40)	25 (22)		171E-10322S	172E-10322S	171F-10322S	172F-10322S	171G-10322S	172G-10322S		
599-10323S		40 (34)		171E-10323S	172E-10323S	171F-10323S	172F-10323S	171G-10323S	172G-10323S		
599-10324S ¹⁾		63 (54)		171E-10324S ¹⁾	172E-10324S ¹⁾	171F-10324S ¹⁾	172F-10324S ¹⁾	171G-10324S ¹⁾	172G-10324S ¹⁾		
599-10325S		100 (90)		171E-10325S	172E-10325S	171F-10325S	172F-10325S	171G-10325S	172G-10325S		
599-10326S ¹⁾		160 (140)		171E-10326S ¹⁾	172E-10326S ¹⁾	171F-10326S ¹⁾	172F-10326S ¹⁾	171G-10326S ¹⁾	172G-10326S ¹⁾		
599-10327S	2 (50)	40 (34)	171E-10327S	172E-10327S	171F-10327S	172F-10327S	171G-10327S	172G-10327S			
599-10328S		63 (54)	171E-10328S	172E-10328S	171F-10328S	172F-10328S	171G-10328S	172G-10328S			
599-10329S ¹⁾		100 (90)	171E-10329S ¹⁾	172E-10329S ¹⁾	171F-10329S ¹⁾	172F-10329S ¹⁾	171G-10329S ¹⁾	172G-10329S ¹⁾			
599-10330S		160 (140)	171E-10330S	172E-10330S	171F-10330S	172F-10330S	171G-10330S	172G-10330S			



¹⁾ Denotes a full-port valve without flow characterizer insert.

Table 10. Fail-Safe Assemblies: Full-Port, Stainless Steel Ball and Stem, 120V.

Valve Body Product Number ¹⁾	Valve Size Inches (mm)	Flow Rate Cv (Kvs)	Close-off ΔP in psi (kPa)	Fail-Safe, 120V			
							
				2-Position			
				GQD221.1U		GMA221.1U	
				N.O.	N.C.	N.O.	N.C.
Actuator Prefix Code							
171L	172L	171M	172M				
599-10307S ¹⁾	1/2 (15)	10 (9)	200 (1379)	171L-10307S ¹⁾	172L-10307S ¹⁾	—	—
599-10311S ¹⁾	3/4 (20)	25 (22)		171L-10311S ¹⁾	172L-10311S ¹⁾	—	—
599-10316S ¹⁾	1 (25)	63 (54)		—	—	171M-10316S ¹⁾	172M-10316S ¹⁾
599-10321S ¹⁾	1-1/4 (32)	100 (90)		—	—	171M-10321S ¹⁾	172M-10321S ¹⁾
599-10326S ¹⁾	1-1/2 (40)	160 (140)		—	—	171M-10326S ¹⁾	172M-10326S ¹⁾
599-10330S	2 (50)			—	—	171M-10330S	172M-10330S

¹⁾ Denotes a full-port valve without flow characterizer insert.

Table 11. Fail-Safe Assemblies: Full-Port, Stainless Steel Ball and Stem, 24V with Dual Auxiliary Switches.

Valve Body Product Number ¹⁾	Valve Size Inches (mm)	Flow Rate Cv (Kvs)	Close-off ΔP in psi (kPa)	Fail-Safe, 24V			
							
				2-Position			
				GQD126.1P		GMA126.1P	
				N.O.	N.C.	N.O.	N.C.
Actuator Prefix Code							
171N	172N	171P	172P				
599-10307S ¹⁾	1/2 (15)	10 (9)	200 (1379)	171N-10307S ¹⁾	172N-10307S ¹⁾	—	—
599-10311S ¹⁾	3/4 (20)	25 (22)		171N-10311S ¹⁾	172N-10311S ¹⁾	—	—
599-10316S ¹⁾	1 (25)	63 (54)		—	—	171P-10316S ¹⁾	172P-10316S ¹⁾
599-10321S ¹⁾	1-1/4 (32)	100 (90)		—	—	171P-10321S ¹⁾	172P-10321S ¹⁾
599-10326S ¹⁾	1-1/2 (40)	160 (140)		—	—	171P-10326S ¹⁾	172P-10326S ¹⁾
599-10330S	2 (50)			—	—	171P-10330S	172P-10330S

¹⁾ Denotes a full-port valve without flow characterizer insert.

Typical Specifications

Ball valves shall have internal NPT type fittings and shall be 1/2-inch to 2-inch (15 mm to 50 mm) line and ball sizes. The valves shall have a forged brass body; chrome-plated brass ball with brass stem or 316 stainless steel ball and stem; and EPDM O-ring seals. Valves shall contain glass-filled PTFE ball valve seals or integral seals and flow characterizers to provide an equal percentage control characteristic where required. Ball valves shall utilize a 90-degree rotation for control. They shall provide automated flow control of hot or chilled water and up to 50% water-glycol solution for HVAC control applications.

Technical Data

Pressure Rating	600 WOG/ANSI 250	Ball Seals	Glass-filled PTFE with EPDM O-rings
Media Temperature	0°F to 250°F (-18°C to 121°C)	End Connections	Internal NPT
Controlled Medium	Water, 50% water-glycol solution	Stem	Brass or 316 stainless steel
Body	Brass: ASTM B283, C37700	Stem Seals	EPDM O-rings
Ball	Chrome-plated brass or 316 stainless steel	Angle of Rotation	0° to 90°
Flow Characterizer	Glass-filled PTFE		

Table 12. Full-Port (No Flow Characterizer) Ball Valve Product Numbers and Flow Coefficients.

Valve Product Number	Valve Line Size in Inches (mm)	Effective (Installed) Cv (Kvs)										
		Supply Line Size in Inches (mm)										
		1/2 (13)	3/4 (20)	1 (25)	1-1/4 (32)	1-1/2 (38)	2 (51)	2-1/2 (63)	3 (76)	4 (102)	5 (127)	6 (152)
599-10307 or 599-10307S	1/2 (15)	10.00 (8.62)	6.94 (5.93)	6.19 (5.29)	—	—	—	—	—	—	—	—
599-10311 or 599-10311S	3/4 (20)	—	25.00 (21.55)	18.66 (15.95)	15.35 (13.12)	—	—	—	—	—	—	—
599-10316 or 599-10316S	1 (25)	—	—	63.00 (54.31)	39.78 (34.00)	33.56 (28.69)	—	—	—	—	—	—
599-10321 or 599-10321S	1-1/4 (32)	—	—	—	100.00 (86.21)	69.19 (59.13)	51.45 (43.98)	—	—	—	—	—
599-10324 or 599-10324S	1-1/2 (40)	—	—	—	—	63.00 (54.31)	55.34 (47.30)	51.00 (43.59)	—	—	—	—
599-10326 or 599-10326S		—	—	—	—	160.00 (137.93)	93.80 (80.17)	76.34 (65.25)	—	—	—	—
599-10329 or 599-10329S	2 (50)	—	—	—	—	—	100.00 (86.21)	94.30 (80.60)	86.12 (73.61)	—	—	—

= Valve may be oversized.
 = Optimal valve size.
 = Valve may be undersized

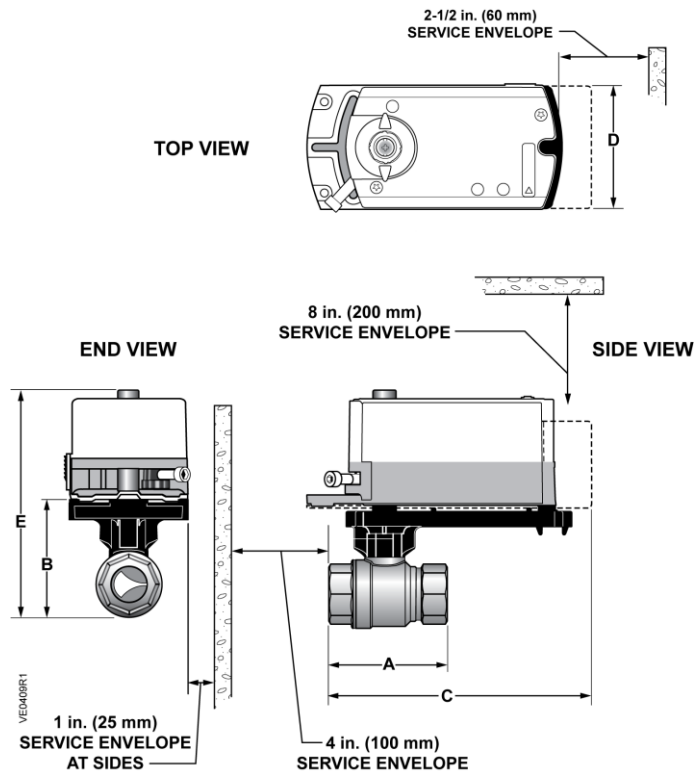


Figure 1. Two-Way Ball Valve and Low-Profile Bracket with Actuator Dimensions in Inches (Millimeters).

Line Size Inches (mm)	Cv Range	A Length	B Height	C Length Actuator Codes		D Width	E Height	Valve and Bracket Weight lbs (kg)
				GDE	GQD			
				171A-D	171H, J, K, L, N			
1/2 (15)	0.4 to 10	2-7/16 (61)	2-1/4 (57)	5-1/4 (133)	5-1/4 (133)	2-3/4 (70)	4-13/16 (123)	1 (0.45)
3/4 (20)	6.3 to 25	2-3/4 (70)	2-5/8 (67)	5-3/8 (136)	5-3/8 (136)		5-1/4 (133)	1.3 (0.60)

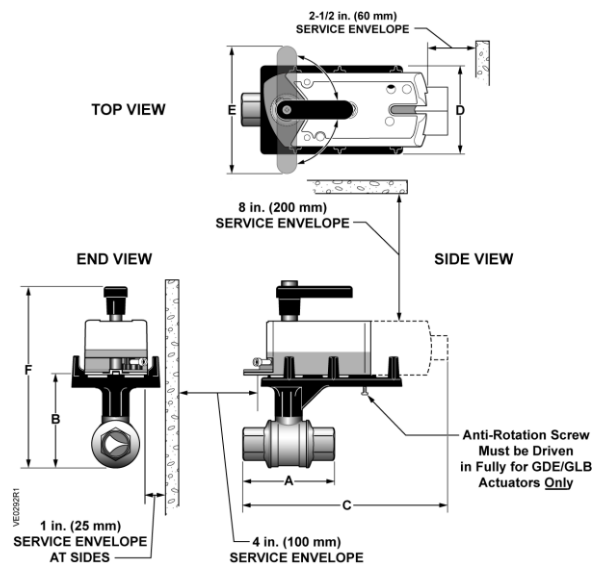


Figure 2. 2-Way Ball Valves.

- All dimensions are in inches (mm).
- Dimension “D”, Depth, is 3.7 inches (94.5) “E”, Handle, is 5.3 inches (135.9).
- Dimension weights are in pounds (kg).

Table 13. Two-Way Ball Valve and Bracket with Actuator Dimensions in Inches (Millimeters).

Line Size Inch (mm)	Cv Range	A Length	C Length ¹⁾ Actuator Codes 171A-D,	C Length ¹⁾ Actuator Codes 171H,J,K	C Length ¹⁾ Actuator Codes 171E,F 172E,F Fail Safe GMA	F Height	Valve and Bracket Weight lbs (kg)
			GDE/GLB	GQD			
1 (25)	10	3 (77)	6-11/16 (170)	—	8 (203)	8 (203)	1.6 (0.73)
	16, 40, 63	3-1/4 (82)		—	8-3/8 (213)	8-5/16 (212)	1.8 (0.82)
	25	3-7/8 (98)	7 (178)	—	8-11/16 (221)	8-13/16 (223)	
1-1/4 (32)	16	3-3/8(86)	6-11/16 (170)	—	8-7/16 (214)	8-3/8 (213)	2.0 (0.91)
	25 to 100	3-11/16 (94)		—	8-11/16 (221)	8-13/16 (223)	2.5 (1.1)
1-1/2 (40)	25, 63	3-5/8 (92)	6-15/16 (176)	—	8-7/16 (214)	8-13/16 (223)	1.8 (0.82)
				—			
	40, 100, 160	3-15/16 (100)	—	8-3/4 (223)	9-1/4 (235)	3.3 (1.50)	
2 (50)	40, 100	4 (102)	7-1/16 (180)		—	9-1/8 (223)	9-3/8 (238)
	63	4-5/8 (118)		—	10-1/16 (255)		5.25 (2.38)
	160		7-1/2 (190)	—		5.3 (2.40)	

1) Dimension C is the maximum length, measured from actuator, end fitting, or mounting plate, whichever extends the furthest.

Information in this publication is based on current specifications. The company reserves the right to make changes in specifications and models as design improvements are introduced. Product or company names mentioned herein may be the trademarks of their respective owners. © 2020-2025 Siemens Industry, Inc.